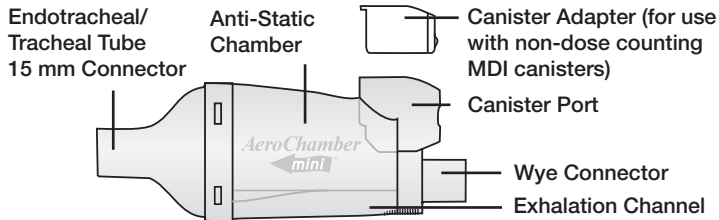


AeroChamber ← mini™

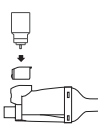
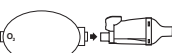

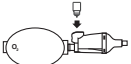

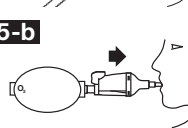
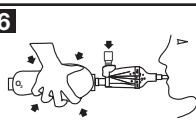
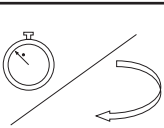
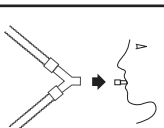
The **AeroChamber mini™** Holding Chamber (HC) is intended to be used for the administration of aerosolized medication from most metered dose inhalers (MDIs). The device is intended for use with patients on mechanical ventilation via resuscitation bag or ventilator.



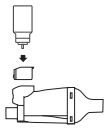


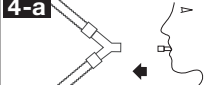
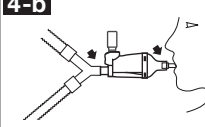
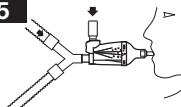
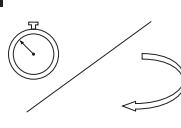
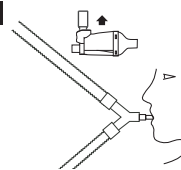
This product can be used out of package.

Before use, ensure these instructions and the instructions supplied with the MDI have been carefully read. Prior to use, carefully examine the chamber. Replace immediately if any defect is noticed.

INSTRUCTIONS FOR USE WITH A RESUSCITATION BAG

1		If using a GlaxoSmithKline MDI canister equipped with an integrated dose counter, remove the Canister Adapter from the unit. For all other canisters leave white Canister Adapter in port.
2		Attach the resuscitation bag to the AeroChamber mini™ HC.
3		Shake the MDI canister immediately before use as per the instructions supplied with the MDI.
4		Insert the MDI canister into the Canister Port of the AeroChamber mini™ HC.
5-a		Disconnect the patient's endotracheal/tracheal tube from the ventilator circuit.
5-b		Immediately attach the AeroChamber mini™ HC to the endotracheal/tracheal tube and re-establish ventilatory support. The arrow on the device should always point towards the patient and the Canister Port must be on top as shown.
6		While holding the MDI canister vertically, depress the MDI. Immediately deliver a manual breath by squeezing the resuscitation bag. Administer one (1) puff at a time to achieve the prescribed number of doses.
7		Follow instructions supplied with MDI on how long to wait before repeating step 6 as prescribed. Between delivering prescribed puffs, ensure the patient is appropriately ventilated.
8		Following treatment, disconnect the AeroChamber mini™ HC from patient and reconnect ventilator circuit to patient's endotracheal/tracheal tube. Return the AeroChamber mini™ HC to its protective bag.

INSTRUCTIONS FOR USE IN A VENTILATOR CIRCUIT

1		If using a GlaxoSmithKline MDI canister equipped with an integrated dose counter, remove the Canister Adapter from the unit. For all other canisters leave white Canister Adapter in port.
2		Shake the MDI canister immediately before use as per the instructions supplied with the MDI.
3		Insert the MDI canister into the Canister Port of the AeroChamber mini™ HC.
4-a		Disconnect the ventilator circuit from the patient's endotracheal airway.
4-b		Immediately attach one end of the AeroChamber mini™ HC to the patient's endotracheal tube and the other end to the wye vent circuit and re-establish ventilatory support. The arrow on the device should always point towards the patient and the Canister Port must be on top as shown.
5		While holding the MDI canister vertically, fully depress the MDI prior to the beginning of inspiration. Administer one (1) puff at a time to achieve the prescribed number of doses.
6		Follow instructions supplied with MDI on how long to wait before repeating step 5 as prescribed. Between delivering prescribed puffs, ensure the patient is appropriately ventilated.
7		Following treatment, disconnect the AeroChamber mini™ HC from patient and reconnect ventilator circuit to patient's endotracheal/tracheal tube. Return the AeroChamber mini™ HC to its protective bag.

WARNINGS:

- **THIS PRODUCT IS NOT DESIGNED TO BE LEFT IN THE VENTILATOR CIRCUIT.**
- WHEN PRESCRIBED TREATMENT IS COMPLETED, IMMEDIATELY RE-ESTABLISH VENTILATORY SUPPORT. CHECK ALL PARAMETERS OF THE VENTILATOR FOR CORRECT RESUMPTION OF VENTILATION. FAILURE TO DO SO MAY RESULT IN SERIOUS PATIENT INJURY OR DEATH.
- THE **AeroChamber mini™** HC SHOULD BE CHANGED AT SCHEDULED CIRCUIT CHANGES OR SOONER IF VISUAL INSPECTION INDICATES A NEED FOR CHANGE.
- FOR PATIENTS DEPENDENT UPON SUPPLEMENTAL OXYGEN, ENSURE THE RESUSCITATION BAG IS ADEQUATELY SUPPLIED WITH OXYGEN DURING VENTILATION AND MDI AEROSOL DELIVERY.

Cautions

- Federal (USA) law restricts the sale of this device on or by the order of a physician.
- Ensure directions have been read prior to use and are kept available at all times.
- Single Patient Use Only.

Notes

- Excessive water rainout in the circuit should be removed prior to inserting the **AeroChamber mini™** HC.
- This product is to be used by clinicians experienced in the care of patients dependent on mechanical ventilation.
- Between uses, store the **AeroChamber mini™** HC in its protective bag. Prior to each use, the **AeroChamber mini™** HC should be visually inspected for any defects.
- Improper handling or modifications to the **AeroChamber mini™** HC may alter its function and/or overall reliability.
- This product contains no latex.

Manufactured for:



Monaghan Medical Corp.
Plattsburgh, NY 12901 USA
Tel. 800-833-9653 • Fax 518-561-5088
customerservice@monaghanmed.com
www.monaghanmed.com

Manufactured by:

Trudell Medical International
725 Baransway Drive, London, Ontario,
Canada N5V 5G4

Product Reorder Number

98810