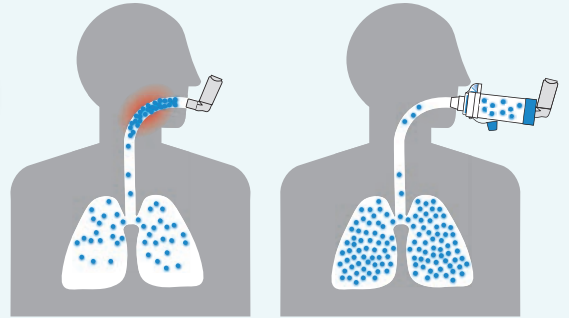


AEROCHAMBER PLUS[®] Z STAT[®] aVHC

People who use a valved holding chamber with their inhaler have **better control**.¹

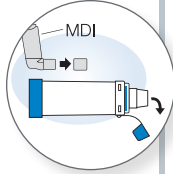


Inhaler alone with poor technique

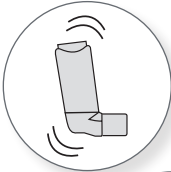
Inhaler with valved holding chamber

Quick Start Guide How to Use Your Chamber

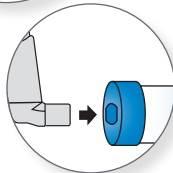
1 Remove inhaler and mouthpiece caps.



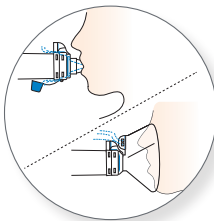
2 Shake the inhaler.



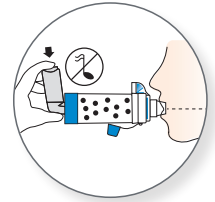
3 Insert the inhaler into the back of the chamber.



4 Apply mouthpiece or mask to face.



5 Press the inhaler, breathe in slowly and hold your breath for 5 to 10 seconds or breathe 2 to 3 times. (For mask, count for 5 to 6 breaths.)



6 Repeat steps 2 to 5 as prescribed.



Small Mask

Medium Mask

Mouth piece

Large Mask

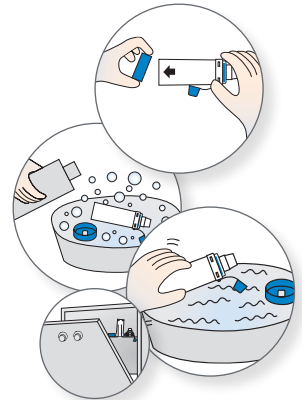
AEROCHAMBER PLUS[®] Z STAT[®] aVHC



Quick Start Guide Cleaning Your Chamber

1 Remove the back piece only.

2 Soak 15 minutes in soapy water, agitate gently and rinse or place in dishwasher on top rack.

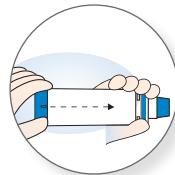


Dishwasher instructions can be found with the complete instructions packaged with your AEROCHAMBER PLUS[®]Z STAT[®] aVHC.

3 Shake out water and dry vertically.



4 Reassemble the chamber.



These are abbreviated use and cleaning instructions, please remember to read the complete instructions that are packaged with your AEROCHAMBER PLUS[®]Z STAT[®] aVHC device.