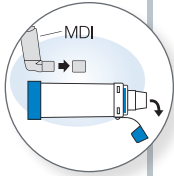


## AEROCHAMBER PLUS<sup>®</sup> Z STAT<sup>®</sup> aVHC

### Quick Start Guide: Instructions for Use

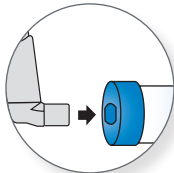
**1** Remove MDI and mouthpiece caps.



**2** Shake MDI.



**3** Insert MDI into chamber.

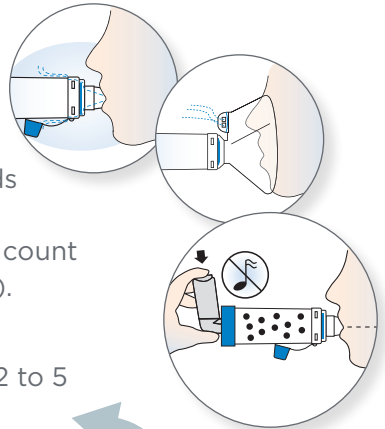


**4** Apply mouthpiece or mask to face.

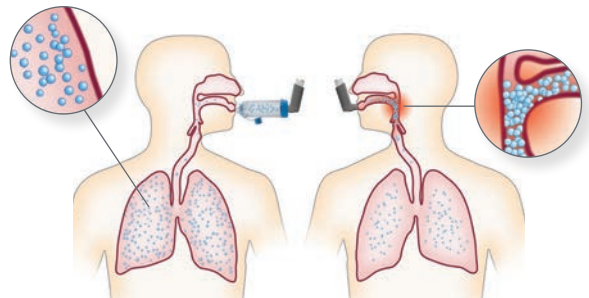
These are abbreviated instructions for use, please remember to read the complete instructions that are packaged with your AEROCHAMBER PLUS<sup>®</sup> Z STAT<sup>®</sup> anti-static Valved Holding Chamber (aVHC) device.



**5** Press MDI, inhale slowly and hold breath for 5 to 10 seconds or breathe 2 to 3 times. (For mask, count for 5 to 6 breaths).



**6** Repeat steps 2 to 5 as prescribed.



**Using Inhaler with aVHC:**  
Medication reaches lungs

**Using Inhaler Alone:**  
More medication collects in mouth and throat (potential for side effects)

## AEROCHAMBER PLUS<sup>®</sup> Z STAT<sup>®</sup> aVHC



### Quick Start Guide: Cleaning Instructions

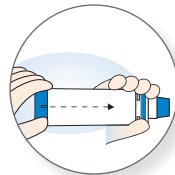
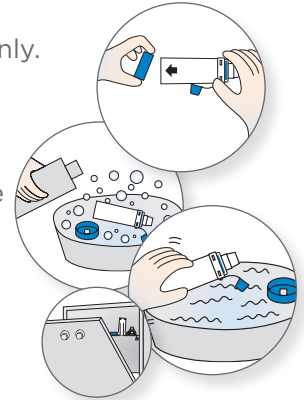
**1** Remove backpiece only.

**2** Soak 15 minutes in soapy water, agitate gently and rinse or place in dishwasher on top rack.

Dishwasher instructions can be found with the complete instructions packaged with your AEROCHAMBER<sup>®</sup> PLUS Z STAT<sup>®</sup> aVHC.

**3** Shake out water and dry vertically.

**4** Reassemble pieces.



These are abbreviated cleaning instructions, please remember to read the complete instructions that are packaged with your AEROCHAMBER PLUS<sup>®</sup> Z STAT<sup>®</sup> aVHC device.