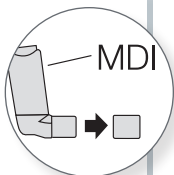


AEROCHAMBER PLUS® FLOW-VU® aVHC

Quick Start Guide: Instructions for Use

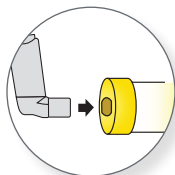
1 Remove MDI cap.



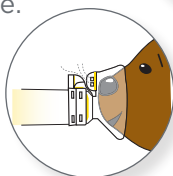
2 Shake MDI.



3 Insert MDI into chamber.



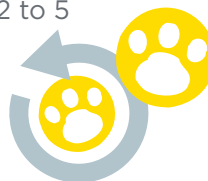
4 Apply mask to face.



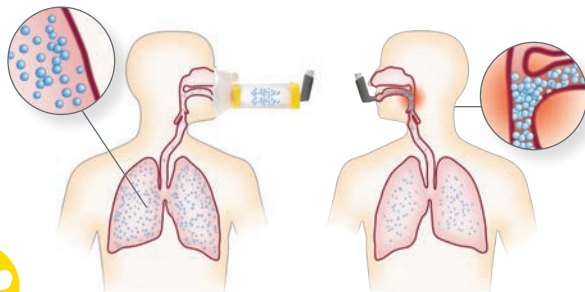
5 Press MDI and count for 5 to 6 breaths.



6 Repeat steps 2 to 5 as prescribed.




These are abbreviated instructions for use, please remember to read the complete instructions that are packaged with your AEROCHAMBER PLUS® FLOW-VU® anti-static Valved Holding Chamber (aVHC) device.



Using Inhaler with aVHC:
Medication reaches lungs

Using Inhaler Alone:
More medication collects in mouth and throat (potential for side effects)



AEROCHAMBER PLUS® FLOW-VU® aVHC



Large
Mask

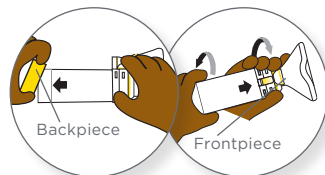
Mouth-
piece

Medium
Mask

Small
Mask

Quick Start Guide: Cleaning Instructions

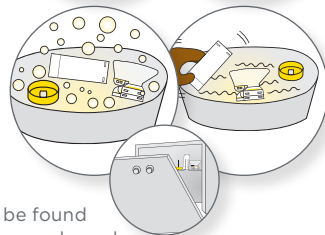
1 Remove front and back pieces.



Backpiece


Frontpiece

2 Soak 15 minutes in soapy water, agitate gently and rinse or place in dishwasher on top rack.

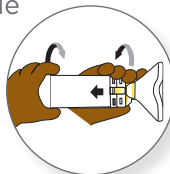


Dishwasher instructions can be found with the complete instructions packaged with your AEROCHAMBER PLUS® FLOW-VU® aVHC.

3 Shake out water and dry vertically.



4 Reassemble pieces.



These are abbreviated cleaning instructions, please remember to read the complete instructions that are packaged with your AEROCHAMBER PLUS® FLOW-VU® aVHC device.