
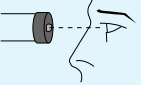
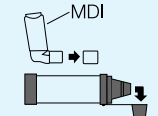
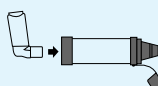
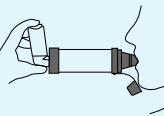
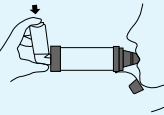

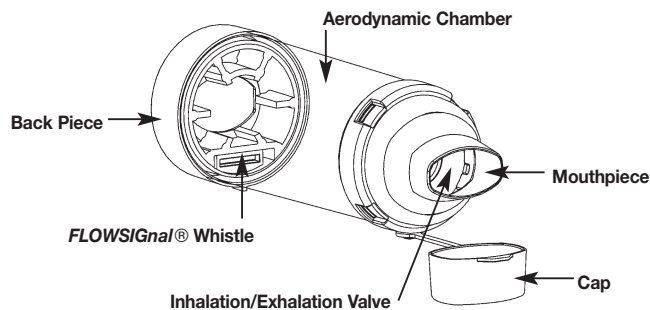


Directions for Use (Single Patient Use Only)

ENGLISH	
1	
2	
3	
4	
5	
6	
7	
	<p>Carefully examine the product for damage, missing parts or foreign objects. Any foreign objects should be removed. The product should be replaced IMMEDIATELY if there are any damaged or missing parts. If necessary, use the inhaler (MDI) alone until a replacement is obtained. If your symptoms worsen, please seek immediate medical attention.</p> <p>Before use, make sure that instructions supplied with inhaler (MDI) have been read. Remove cap(s).</p> <p>Shake the inhaler (MDI) well immediately before each use. Insert the inhaler (MDI) into the back piece of the chamber.</p> <p>Put mouthpiece into mouth.</p> <p>Breathe out gently and depress inhaler (MDI) at beginning of slow deep inhalation. Hold breath as long as possible, up to 10 seconds before breathing out.</p> <p>If patient has difficulty with slow deep breaths, an alternative is to keep mouth tight on mouthpiece and breathe slowly 2-3 times after depressing inhaler (MDI).</p> <p>Administer one (1) puff at a time.</p> <p>Slow down inhalation if you hear the FLOWSignal® Whistle sound.</p> <p>Follow instructions supplied with the inhaler (MDI) on amount of time to wait before repeating steps 3–6 as prescribed.</p>



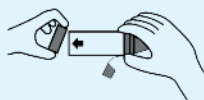
Cleaning Instructions



ENGLISH

Clean **AeroChamber Plus®** VHC only as per instructions before first use, then weekly.

1



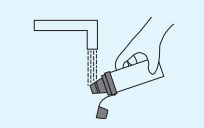
Remove back piece only. Do not tamper with valve during cleaning.

2



Soak both parts for 15 minutes in lukewarm water with liquid detergent. Agitate gently.

3



Rinse mouthpiece only in water.

4



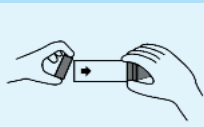
Shake out excess water.
Do not rub dry.

5



Let air dry in vertical position.

6



Replace back piece when unit is completely dry and ready for use.

AeroChamber[®] Plus[®]

Valved Holding Chamber with **FLOWSignal®** Whistle



monaghan™

Monaghan Medical Corporation, 5 Latour Ave., Suite 1600, Plattsburgh, NY 12901
www.monaghanmed.com
 © 1999, 2002 Monaghan Medical Corporation
 ™ trademarks and ® registered trademarks
 Covered by one or more of the following Patents
 5,848,588; 6,345,617; 6,293,279; 6,435,177; and patents pending
 Part Number: 76071 AWC34 Revision: 10/09

Cautions

- Read all instructions before use.
- Do not leave **AeroChamber Plus®** VHC unattended with children.
- This is a medical device, not a toy.
- Do not disassemble the product beyond what is recommended in the Cleaning Instructions or damage may result.
- If unsure on how to use this product, talk to your physician or pharmacist.

Notes

- VHC = Valved Holding Chamber
- **This product contains no latex.**
- The **AeroChamber Plus®** VHC may need to be replaced after 12 months of continuous use. Environmental conditions, storage and proper cleaning may affect life span.

Indications for Use: The **AeroChamber Plus®** Valved Holding Chamber ("VHC") is intended to be used by patients who are under the care or treatment of a licensed health care professional or physician. The device is intended to be used by these patients to administer aerosolized medication from most pressurized Metered Dose Inhalers, prescribed by a physician or health care professional. The intended environments for use include the home, hospitals and clinics.

Rx Only