

**PRODUCT REORDER NUMBER**

**AeroTrach Plus®** aVHC

52510

**Directions for Use (Single patient Use Only)**

	<p><b>ENGLISH</b> Important: Follow instructions that came with inhaler (MDI).</p>
<p>1</p>	<p>Remove cap from MDI.</p>
<p>2</p>	<p>Look for foreign objects.</p>
<p>3</p>	<p>Insert inhaler (MDI) into back.</p>
<p>4</p>	<p>Carefully connect <b>AeroTrach Plus®</b> aVHC to tracheostomy tube connection.</p>
<p>5</p>	<p>Depress inhaler (MDI) at beginning of slow inhalation. Hold in place for 4-6 breaths after depressing inhaler.</p>
<p>6</p>	<p>Wait 30 seconds before repeating steps 4-5 as prescribed.</p>

- aVHC = anti-static Valved Holding Chamber
- Do not leave **AeroTrach Plus®** aVHC unattended with children. This is a medical device, not a toy.



**monaghan™**

REGISTERED  
**ISO 13485**  
QUALITY SYSTEM

Manufactured for: Monaghan Medical Corporation, 5 Latour Ave. Suite 1600, Plattsburgh, NY 12901  
Manufactured by: Trudell Medical International 725 Third St., London, ON, Canada N5V 5G4

**AeroTrach**   
**Plus®**

*anti-static Valved Holding Chamber*

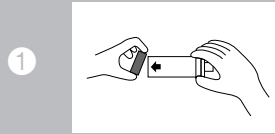
**R<sub>x</sub> ONLY**

**Cleaning Instructions**

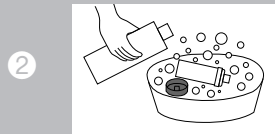


**ENGLISH**

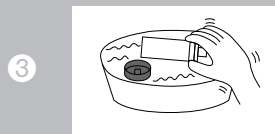
Clean **AeroTrach Plus®** aVHC only as per instructions, daily or more often as needed.



Remove back piece only.



Soak both parts for 15 minutes in lukewarm water with liquid detergent. Agitate gently.



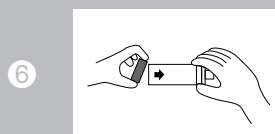
Rinse in clean water.



Shake out excess water.  
**Do not rub dry.**



Let air dry in vertical position.



Replace back piece when unit is completely dry and ready for use. Store device in bag provided.

**Notes**

- Do not disassemble the product at any time. (even for cleaning, except for flexible back piece).
- Do not boil or autoclave.
- **This product contains no latex.**
- Life expectancy of the device approximately 3-4 months with proper care and maintenance.
- This device does not deliver supplemental oxygen.

**Disinfection**

- After the clean water rinse the following may be safely used: Enzyme Solvents, Vital-Oxide<sup>1</sup>, 1 part bleach/10 parts water solution. These should be soaked for 30 minutes, followed by a clean water rinse.

**Cautions**

- Product should be replaced if valve is damaged or missing.
- If unsure on how to use this product, talk to your physician or health care professional.
- Administer one puff at a time.
- **AeroTrach Plus®** aVHC is designed for use only with 15mm tracheostomy tubes.
- Only to be used on spontaneously breathing patients.
- This device is designed as a slip fit onto the tracheostomy tube connection. It must be held in place during administration of medication.
- **RX only**

**Warning.** Remove the device if patient shows signs of difficulty.

**Indications for Use:** The **AeroTrach Plus®** anti-static Valved Holding Chamber is intended to be used by patients who are under the care or treatment of a licensed health care professional or physician. The device is intended to be used by these patients to administer aerosolized medication from most pressurized Metered Dose Inhalers, prescribed by a physician or health care professional. The intended environments for use include the home, hospitals and clinics.